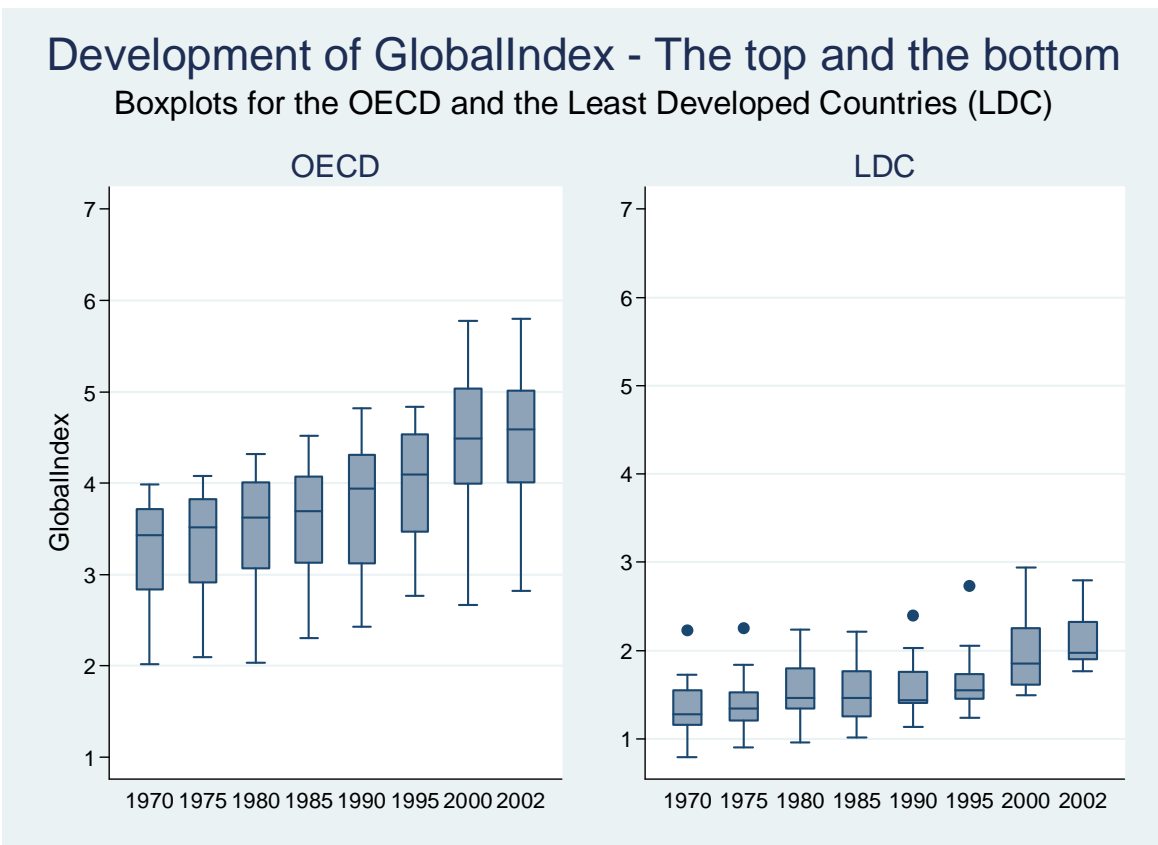
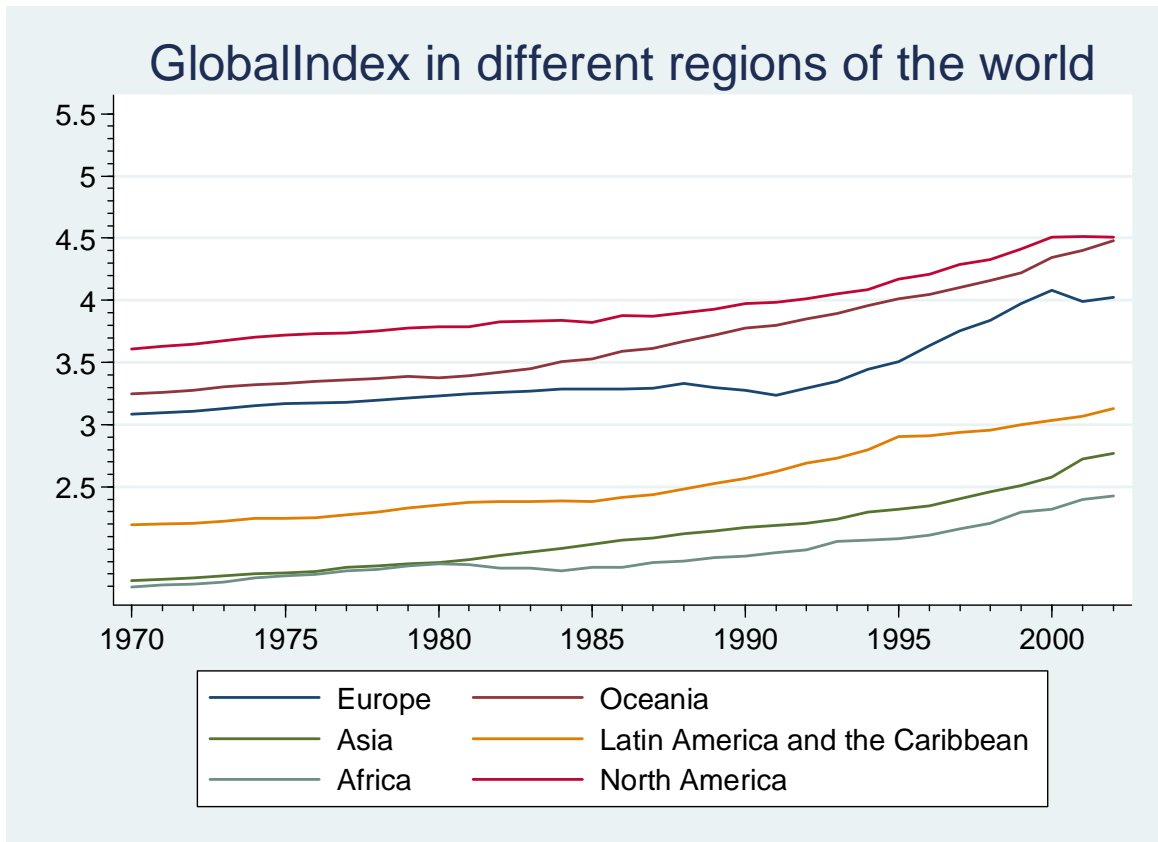
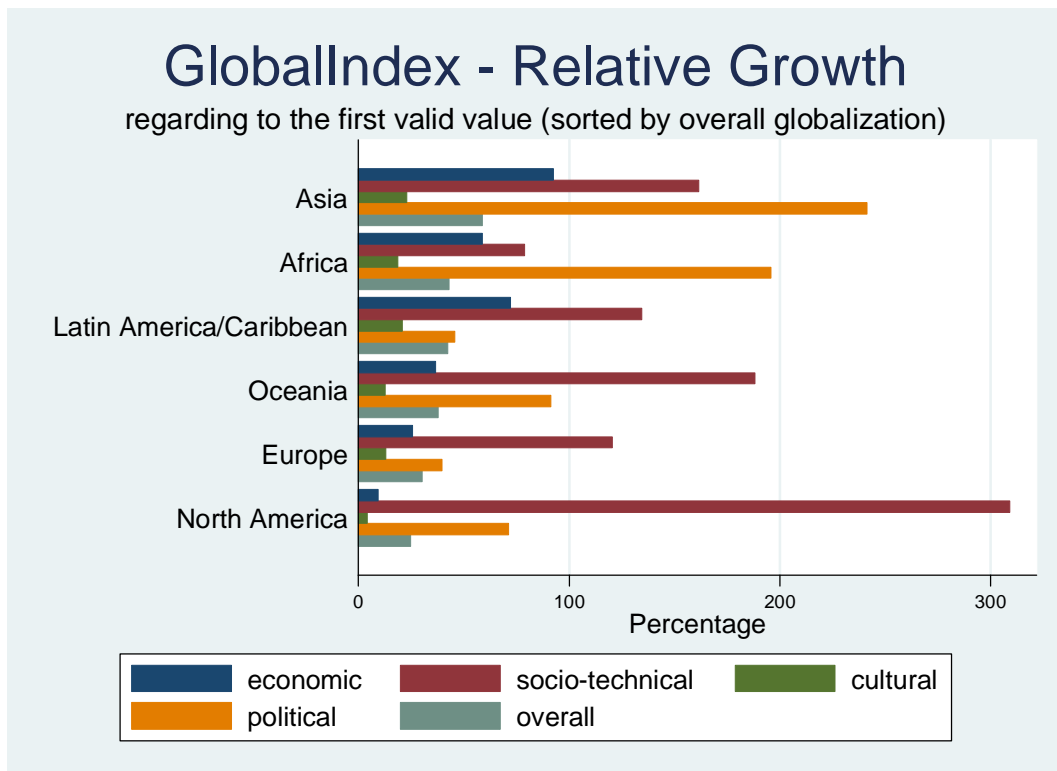


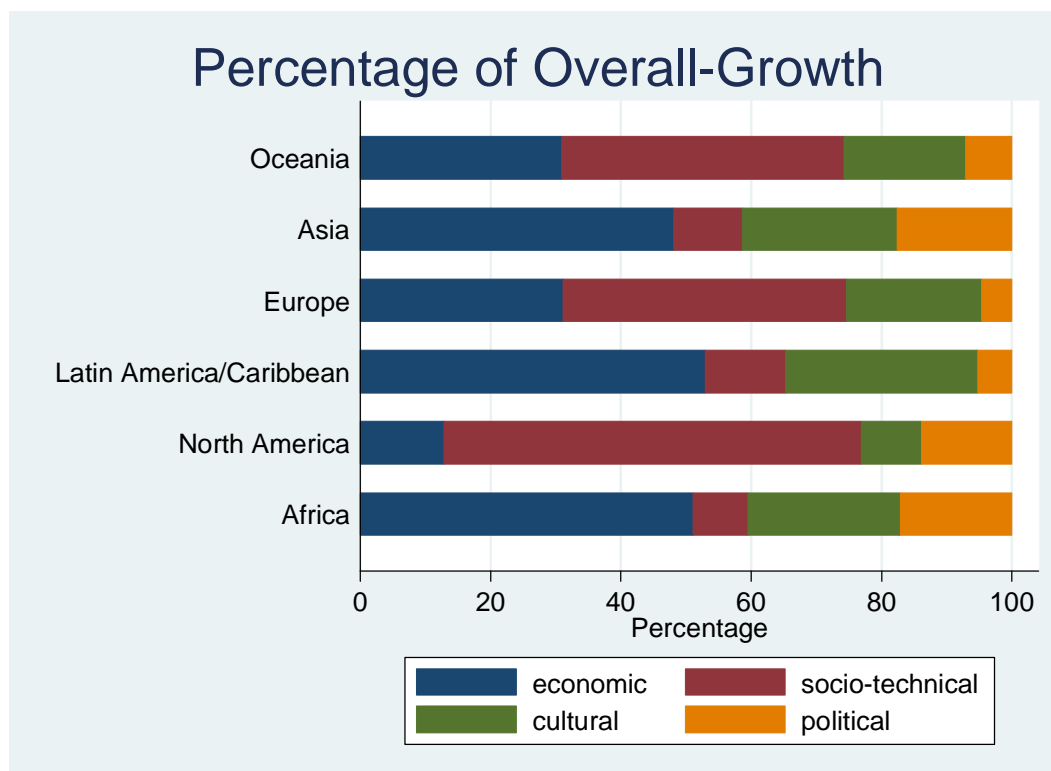
Rather Persisting Differences Instead of Homogenization



Relative vs. Absolute Growth



Contribution of different Dimensions



Notes on the Classification:

Continental regions:

Africa: Algeria, Botswana, Cameroon, Egypt, Ghana, Ivory Coast, Kenya, Madagascar, Malawi, Mali, Mauritius, Morocco, Namibia, Nigeria, Rwanda, Senegal, South Africa, Tunisia, Zambia, Zimbabwe

Asia: Bangladesh, China, Cyprus, Hong Kong, India, Indonesia, Israel, Japan, Jordan, Korea, Rep., Kuwait, Malaysia, Nepal, Oman, Pakistan, Philippines, Singapore, Sri Lanka, Syrian Arab Rep., Thailand, Turkey

Europe: Albania, Austria, Belgium, Bulgaria, Croatia, Czech Republic, Denmark, Estonia, Finland, France, Germany, Greece, Hungary, Iceland, Ireland, Italy, Latvia, Lithuania, Malta, Netherlands, Norway, Poland, Portugal, Romania, Russian Federation, Slovak Republic, Slovenia, Spain, Sweden, Switzerland, Ukraine, United Kingdom

Latin America/Caribbean: Argentina, Bolivia, Brazil, Chile, Colombia, Costa Rica, Dominica, Ecuador, El Salvador, Guatemala, Honduras, Jamaica, Nicaragua, Paraguay, Peru, Trinidad & Tobago, Uruguay, Venezuela

North America: Canada, Mexico, United States

Oceania: Australia, Fiji, New Zealand

Annotation: *For the line and bar graphs each country was weighted by the size of its population*

Development region:

Least Development Countries: Bangladesh, Madagascar, Malawi, Mali, Mauritius, Nepal, Rwanda, Senegal, Zambia

OECD: Australia, Austria, Belgium, Canada, Switzerland, Czech Republic, Germany, Denmark, Spain, Fiji, France, United Kingdom, Greece, Hungary, Ireland, Iceland, Italy, Japan, Mexico, Netherlands, Norway, New Zealand, Poland, Portugal, Slovak Republic, Sweden, Turkey, United States

Source: Marcel Raab, Michael Ruland, Benno Schönberger, Hans-Peter Blossfeld, and Dirk Hofäcker (2007), GlobalIndex – A Multidimensional Approach to Globalization Measurement, <http://www.transeurope-project.org>